

## DIELECTRIC PROPERTIES OF POLYETHYLENE DOPED WITH BARIUM TITANATE PARTICLES

T.D. IBRAGIMOV, I.S. RAMAZANOVA, G.Kh. GUSEYNOVA, U.V. YUSIFOVA,  
A.F. NURALIYEV

*Institute of Physics, Azerbaijan National Academy of Sciences,  
Azerbaijan 131, H. Javid ave., Baku, AZ 1143  
tdibragimov@mail.ru*

The frequency and temperature dependences of the real part of the dielectric permittivity of high-density polyethylene with the addition of monodisperse barium titanate particles are studied. The experimental data are compared with the Maxwell-Garnett and Bruggemann theories.

**Key words:** barium titanate; high density polyethylene, dielectric permittivity; electric conductivity, composite material.

**PACS:** 77.55.+f, 77.84.\_s, 77.84.Dy, 77.84.Lf, 81.07.Pr, 82.35.Np

### INTRODUCTION

Polymer-inorganic composite materials with high dielectric permittivity and low losses, combining the viscoelastic properties of the binder and the dielectric properties of the filler, are required to create numerous devices. One of the most promising materials of this type is composites based on ferroelectric filler barium titanate. The review article [1] contains data on the permittivity of ceramics based on barium titanate with different grain sizes. When ceramics are prepared with a grain size as small as 0.5-1 $\mu$ m, dielectric permittivity become significantly enhanced. It equals to 5000 for fine grain (0.5 $\mu$ m) material, compared with 1500 for coarse grain (50 $\mu$ m) ceramics at room temperature. The value of 1500 for coarse-grain material is readily understood in terms of an orientational average of the anisotropic dielectric constants which characterize a free single crystal. The value of 5000 for fine-grain microstructures is result of contribution of residual stresses on individual grains. With further reduction in grain size below 0.5-1.0 $\mu$ m, the value in the tetragonal phase was observed to decrease again. The decrease in dielectric permittivity is explained by changes in crystal structure (i.e., a "pseudocubic" structure, not tetragonal structure).

The practical application of polymer based composites requires fundamental understanding of the properties of interactions between components that have a key influence on the macroscopic dielectric properties of composites.

A number of works have been devoted to the study of the dielectric properties of polymer composites based on barium titanate. Particularly, the authors of the work [2] investigated molecular relaxations in PVDF/BaTiO<sub>3</sub> nanocomposites. In dielectric permittivity study, two relaxation processes are identified corresponding to the crystalline, glass transition in the PVDF/BaTiO<sub>3</sub> nanocomposites. Electric modulus formalism is used to analyze the dielectric relaxations to overcome the conductivity effects at low frequencies. As a BaTiO<sub>3</sub> concentration in polyvinylpyrrolidone increased from 0 to 85 wt%, its dielectric constant increased from 7 to 30 with

dissipation factors below 0.12 [3]. The ratio between BaTiO<sub>3</sub> and resin and the size of BaTiO<sub>3</sub> particles, were investigated and their related mechanisms were discussed in the work [4]. The BaTiO<sub>3</sub> particle size dependence of the dielectric properties of BaTiO<sub>3</sub>/polyvinylidene fluoride composites is explained by space charge effects at the interface between BaTiO<sub>3</sub> and PVDF, and domain configurations (single or multi-domain) of the BaTiO<sub>3</sub> powders [5].

In the work [6], silane treatment is carried out on barium titanate powder. Epoxy and polyvinylidene fluoride (PVDF) polymers are used as matrices for preparation of the composites. Results indicate that the dielectric constant and dissipation factor vary between 18-140 and 0.01 to 0.09, respectively as the relative ratio of polymer and silane modified filler is varied.

The aim of present work is the study of the effect of monodisperse fraction of barium titanate on dielectric properties of high density polyethylene.

### EXPERIMENTAL

We used high density polyethylene (HDPE) as a matrix. Melting and softening points of polymer are 130-135°C and 80-90°C, correspondingly. The barium titanate particles with sizes of 600nm (US, Research Nanomaterials, In.) were added into the fine powder of polyethylene with different concentrations (5 vol. %, 10 vol. %, 20 vol.% and 30 vol.%). Then obtained mixture was shaken in a vortex mixer for 1 hour at room temperature, followed by sonication with dispersator Ultrasonic Cleaner NATO CD-4800 (China) for 4 hours. Disc-shaped samples of composites were obtained by hot pressing at temperature of 165°C and pressure of 15MPa. Pressing time after reaching the selected temperature is 15-20 minutes. The diameter and thickness of the obtained films were 4cm and 80-90 $\mu$ m, respectively. Aluminum electrodes with diameter of 3 cm and thickness of 10 $\mu$ m are pressed on both sides of the films.

Dielectric measurements were carried out by the Precision LCR Meter 1920 (IET Labs. Inc., USA) over the frequency range of 20Hz–1MHz and at

temperatures between 22–53°C. In such a case, applied voltage was 0.5V for both LC molecular orientations. Electric capacity  $C$  and dissipation factor (the loss tangent)  $D$  were recorded by means of this device at different frequencies  $f$ . The magnitudes of dielectric permittivity  $\varepsilon$  were defined as:

$$\varepsilon = \frac{Cd}{\varepsilon_0 S}, \quad (1)$$

where  $\varepsilon_0$  is the permittivity of free space,  $d$  and  $S$  are the thickness and the square of the sample, respectively. The real  $\varepsilon'$  and image  $\varepsilon''$  parts of dielectric permittivity and electric conductance  $\sigma$  were calculated by the expressions:

$$\varepsilon' = \frac{\varepsilon}{\sqrt{1+D^2}}, \quad (2)$$

## RESULTS AND DISCUSSION

Figure 1 shows the frequency dependences of the real part of the dielectric permittivity for both pure polyethylene and the composite with different concentrations of barium titanate.

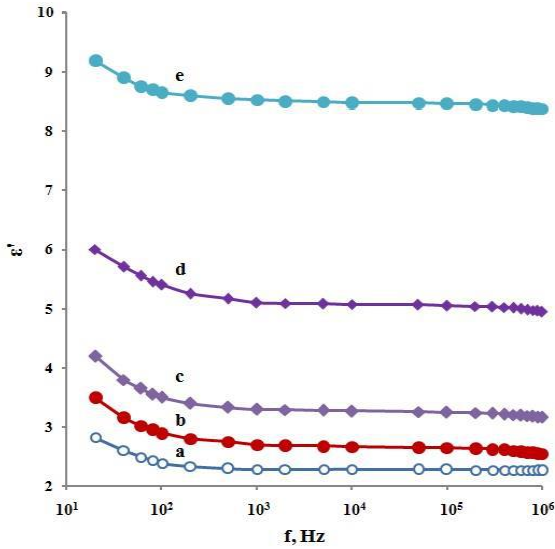


Fig. 1. Frequency dependences of real part of dielectric permittivity at 20°C: (a) pure HDPE, (b) HDPE+5 v.%, (c), HDPE+10 v.%, HDPE+20 v.%, HDPE+30 v.%,

As can be seen, with an increase in the filler concentration, the dielectric conductivity increases at all frequencies. In this case, there is a slight decrease in the real  $\varepsilon'$  component of the permittivity with increasing frequency, which is explained by the delay of dipoles and a decrease in the number of particles involved in polarization. The presence of a significant electrical conductivity of composites at high filler concentrations also leads to the appearance of near-electrode polarization at low frequencies, which occurs in the layer adjacent to the electrode [7]. In this case, an increase in the permittivity at low frequencies is observed. This effect is most observed at high concentrations of barium titanate.

According to Maxwell–Garnett theory [8], scalar dielectric permittivity  $\varepsilon_{eff}$  of a medium consisted of particles with dielectric permittivity  $\varepsilon_p$  and the matrix with dielectric permittivity  $\varepsilon_m$  is

$$\varepsilon_{eff} = \frac{(1-f_v)\varepsilon_m + f_v\beta\varepsilon_p}{1-f_v + f_v\beta} \quad (3)$$

where  $f_v$  is a volume fraction of the inclusions;  $\beta$  depends on the shape of the inclusions. If the particles are spherical, then

$$\beta = \frac{3\varepsilon_m}{\varepsilon_p + 2\varepsilon_m} \quad (4)$$

and (3) reduces to

$$\varepsilon_{eff} = \varepsilon_m \left[ 1 + \frac{3f_v \left( \frac{\varepsilon_p - \varepsilon_m}{\varepsilon_p + 2\varepsilon_m} \right)}{1 - f_v \left( \frac{\varepsilon_p - \varepsilon_m}{\varepsilon_p + 2\varepsilon_m} \right)} \right] \quad (5)$$

Owing to  $\varepsilon_p \gg \varepsilon_m$  then (7) turns into

$$\varepsilon_{eff} = \varepsilon_m \left( 1 + \frac{3f_v}{1-f_v} \right) \quad (6)$$

As can be seen from the last expression (6), the effective value of the dielectric permittivity does not depend on the permittivity of the particle substance.

Note that the Maxwell-Garnett approximation describes well isolated particles that are completely isolated from each other by the material of the medium. Bruggeman proposed the concept of a self-consistent effective medium. The Bruggemann approximation better describes the case where the particles are randomly distributed in the matrix material and agglomerated. The expression describing the two-component system in the Bruggemann approximation can be written as

$$f_v \frac{\varepsilon_p - \varepsilon_{eff}}{\varepsilon_p + 2\varepsilon_{eff}} + (1-f_v) \frac{\varepsilon_m - \varepsilon_{eff}}{\varepsilon_m + 2\varepsilon_{eff}} = 0 \quad (9)$$

In order to compare the experimental concentration dependences of the permittivity with the theory of Maxwell-Garnett and Bruggeman, we present them at the frequency of 2kHz as well as theoretical curves on the same Figure 2.

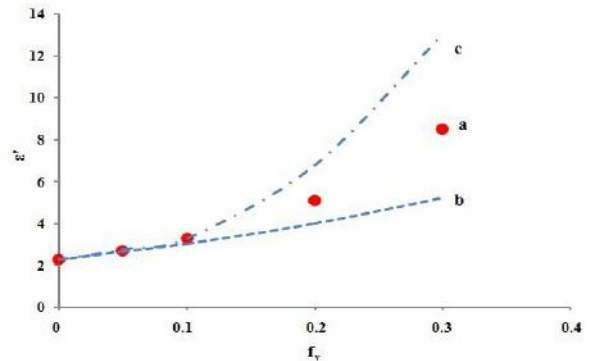


Fig. 2. Comparison of experimental data at frequency of 2kHz with theories; (a) experimental data, (b) curve according to the Maxwell-Garnett approximation, (c) curve according to the Bruggemann approximation.

## DIELECTRIC PROPERTIES OF POLYETHYLENE DOPED WITH BARIUM TITANATE PARTICLES

As can be seen, the experimental values are located between the theoretical curves corresponding to the Maxwell-Garnett and Bruggeman theories. This fact indicates to the partial aggregation of barium titanate particles in polyethylene.

Figure 3 shows the temperature dependences of the real part of the dielectric permittivity up to the softening temperature of polyethylene.

As can be seen, the dielectric permittivity of pure polyethylene slightly decreases with increasing temperature. Since polyethylene is a non-polar dielectric, such a change in the dielectric permittivity is explained by a decrease in its density and, accordingly, a decrease in the number of polarized particles. As the concentration of barium titanate particles increases, the ferroelectric component contributes to the permittivity. Therefore, at high filler concentrations, the permittivity increases with increasing temperature.

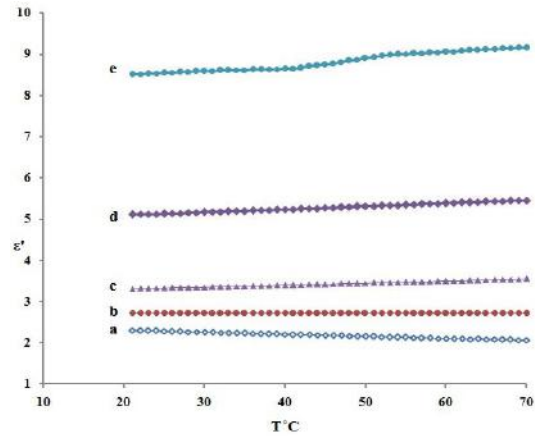


Fig. 3. Temperature dependences of real part of dielectric permittivity at frequency of 2 kHz: (a) pure HDPE, (b) HDPE+5v.%, (c), HDPE+10v.%, HDPE+20v.%, HDPE+30v.%.

- [1] M.H. Frey, Y.Z. Xu, P. Ham, D.A. Payne. The Role of Interfaces on an Apparent Grain Size Effect on the Dielectric Properties for Ferroelectric Barium Titanate Ceramics. *Ferroelectrics*, 1998, 206-207, 337-353.
- [2] C.V. Chanmal, J.P. Jog. Dielectric Relaxations in PVDF/BaTiO<sub>3</sub> Nanocomposites. *Express Polymer Letters*. 2 (4) (2008) p.294–301.
- [3] Y. Kobayashi, A. Kosuge, M. Konno. Fabrication of High Concentration Barium Titanate/Polyvinylpyrrolidone Nano-composite Thin Films and their Dielectric Properties. *Applied Surface Science*. 2008, 255, p.2723–2729.
- [4] L. Gu, T. Li, Y. Xu, Ch. Sun, Z. Yang, D. Zhu, D. Chen. Effects of the Particle Size of BaTiO<sub>3</sub> Fillers on Fabrication and Dielectric Properties of BaTiO<sub>3</sub>/Polymer/Al Films for Capacitor Energy-Storage Appl. *Materials*. 2019,12, 439-1-16.
- [5] H.I. Hsiang, K.Y. Lin, F.S. Yen, Chi-Yuen Hwang. Effects of Particle Size of BaTiO<sub>3</sub> Powder on the Dielectric Properties of BaTiO<sub>3</sub>/Polyvinylidene Fluoride Composites. *Journal of Materials Science*. 2001, 36, p.3809–3815.
- [6] A. Pratar, N.J. Joshi, P.B. Rakshit, G.S. Grewal, V. Shrinet. Dielectric Behavior of Nano Barium Titanate Filled Polymeric Composites *International Journal of Modern Physics: Conference Series*. 2013, 22, p.1–10.
- [7] H.Y. Chen, W. Lee. Suppression of Field Screening in Nematic Liquid Crystals by Carbon Nanotubes. *Appl. Phys. Lett*. 2006, 88, 222105.
- [8] C.F. Bohren & D.R. Huffman. Absorption and Scattering of Light by Small Particles, John Wiley & Sons. New York. p.530.
- [9] A.K. Jonscher. The ‘Universal’ Dielectric Response. *Nature*. 1977, 267, p.673 – 679.
- [10] Charge Transport in Disordered Solids with Applications in Electronics, ed. S. Baranovski. Chichester: John Wiley & Sons, 2006, p.479.

Received:09.02.2022